





#CareAlignHacks: How to Edit/ Create New Bookmarks

Check out the FAQ to see other #CareAlignHacks and more: <https://carealign.ai/faq-crozer>


Remember, everything you can do on desktop, you can also do on Mobile.

Adding CareAlign.ai to your Home Screen


1. For mobile access, open safari, chrome or any internet browser on your phone.
2. Go to the website and save it to your homescreen.
 - a. **iPhones:** At the bottom of the page tap the share button , & choose "Add to home screen"
 - b. **Android:** In the top right of the page, click on the 3 dots , and choose "Add to home screen"

Editing/ Create New Bookmarks:


Adding a bookmark on mobile:

1. Go to crozer.carealign.app
2. In the bottom right corner hold down on the icon, .
3. Select 'Add Bookmark' & Save!

Edit a Bookmark on mobile:


1. On your mobile device, open Safari.
2. In the bottom right click the icon, .
3. Click the 'Edit' button in the bottom right corner.
4. Select crozer.trekit.app and change it to be crozer.carealign.app.
5. Click 'done' once finished!

Finding a bookmark on mobile:

1. On your mobile device, open Safari.
2. In the bottom right click the icon, .
3. Find crozer.carealign.app and click!



Chrome/ Firefox:

Adding a bookmark:


1. Go to crozer.carealign.app.
2. To the right of the address bar click the star, .

3. Click 'Done' when the bookmark window pops up. Now crozer.carealign.app has been added as a bookmark!

Edit a Bookmark:

1. On your computer, open Chrome.
2. At the top right, click 'More'  > Bookmarks > Bookmark Manager.
3. To the right of bookmark click the three dots,  > Edit.

Finding a bookmark:

1. On your computer, open Chrome.
2. At the top right, click 'More'  > Bookmarks.
3. Find crozer.carealign.app and click!

Safari:


Adding a bookmark:

1. Go to crozer.carealign.app
2. In the top left corner select the drop down, 'Bookmarks' > Add Bookmarks .
3. Add this page to: 'Bookmarks' and fill in the following details:


Add this page to:

4. Click 'Add' once you are done!

Edit a Bookmark:

1. On your computer, open Safari.
2. At the top left, click 'Bookmarks' , > Edit Bookmarks.
3. All Bookmarks will be displayed in this view. Right click on <https://crozer.trekit.app/#/home> > edit the URL to be <https://crozer.carealign.app/#/home>.
4. Now your bookmark has been changed!

Finding a bookmark:

1. On your computer, open Safari.
2. At the top right, click 'Bookmarks',  > Show Bookmarks.
3. Find crozer.carealign.app and click!

Internet Explorer:

Adding a bookmark:

1. On your desktop, open Internet Explorer.
2. Go to crozer.carealign.app.
3. Click the left most 'Favorites' toolbar.
4. Nice, the bookmark has been added!

Edit a Bookmark:

1. In the top left corner, click the 'Add to Favorites" button.
2. Click 'Organize Favorites.'
3. Find crozer.trekit.app and right click, choose Properties.
4. Change the URL to be crozer.carealign.app in the Web Document tab.
5. In the General tab, you can also change the name to be "CareAlign".
6. Click 'Ok' once the details have been entered correctly!

Have questions? Visit our FAQ page [here](#) or send us an email to info@carealign.ai.